

# Pumps



## P2000 1.5-4.0kW

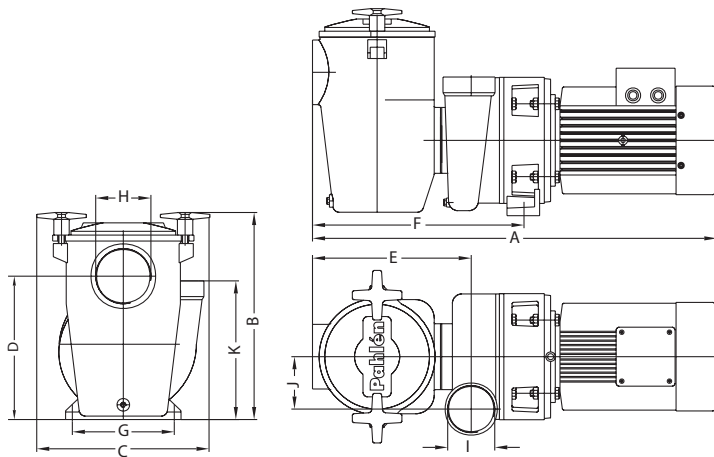
Pool pumps of bronze run quiet and are stable. The pump impeller, pre-filter, pumphousing is also made of bronze and it is fitted to a shaft made of acid proof stainless steel. Equipped with a strainer basket making it easy to remove dirt such as leaves.

Technical data		Voltage/Ampere			
Item no.	Type	kW		kg	
		50Hz	230/3 ~		400/3 ~
112201	T150	1.5	5.2	3.0	35.8
112211	T220	2.2	8.0	4.6	37.8
112221	T400	4.0	-	8.0	45.8

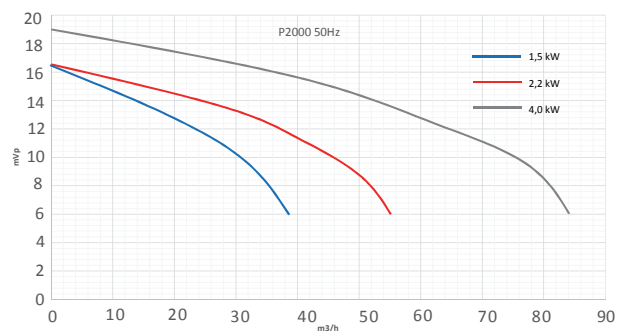
Also available in 60 Hz version. Contact Pahlén AB for information.

## Features

- Pump housing and pump impeller made of bronze
- Pump shaft made of acid proof stainless steel
- High-quality motors
- Pre-filter made of bronze with filter basket of composite material
- Equipped with drain plug
- Third-party tested and certified



Pump capacities



## Dimensions

Item no.	A	B	C	D	E	F	G	H	I	J	K
112201	620	335	275	225	250	330	130	3"	2½"	82	220
112211	620	335	275	225	250	330	130	3"	2½"	82	220
112221	710	335	275	225	250	330	130	3"	2½"	82	220

# Pumps



## P2000FLO 1.5-4.0kW

Pumps without pre-filters for various purposes where the only requirement is distributing water. Suitable for i.e. spas, circulation, solar heating, fountains and waterfalls.

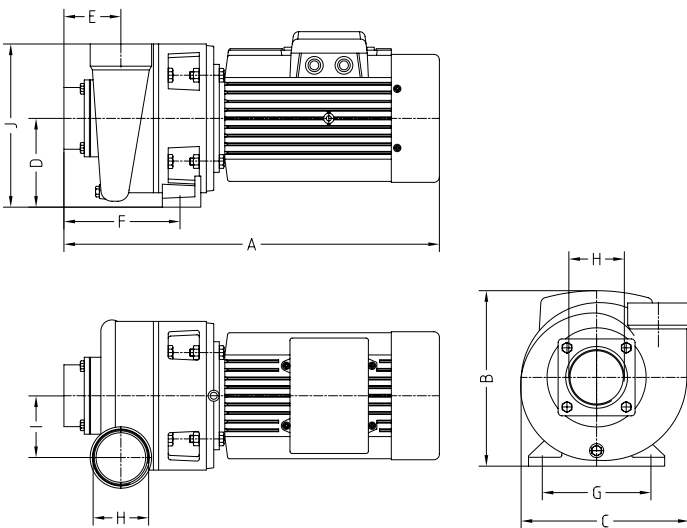
### Technical data

Item no.	Type	Voltage/Ampere			kg
		kW 50Hz	230/3 ~	400/3 ~	
115201	T150	1.5	5.2	3.0	25.7
115211	T220	2.2	8.0	4.6	27.7
115221	T400	4.0	-	8.0	35

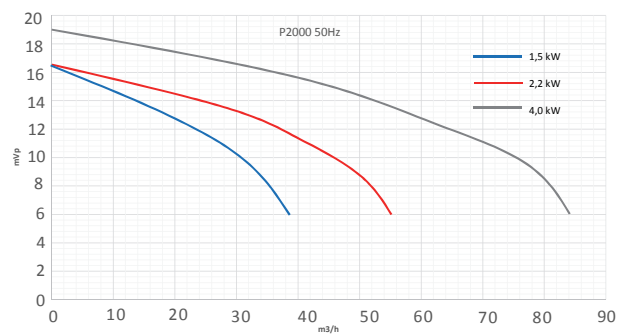
Also available in 60 Hz version. Contact Pahlén AB for information.

### Features

- Pump housing and pump impeller made of bronze
- Pump shaft made of acid proof stainless steel
- High-quality motors
- Equipped with drain plug
- With or without pre-filter
- Third-party tested and certified



Pump capacities



### Dimensions

Item no.	A	B	C	D	E	F	G	H	I	J
115201	445	245	230	122	77	155	130	2½"	82	220
115211	445	245	230	122	77	155	130	2½"	82	220
115221	540	285	230	122	77	155	130	2½"	82	220